

**Snipe Class International Racing Association
MEASUREMENT CERTIFICATE**

Hull number 3112 Year of manufacturer 2012

Builder DB MARINE Model # DBR1


Owner DB MARINE

Country ITALY

Weight 172.8


Ballast 11.4

MOI 727.6



Measurer/s GIORGIO BREZICH

Date of measurement 05.12.2012

Measurer or National Secretary stamp and signature  **SCIRA MEASURER**

I hereby agree to all SCIRA rules and by-laws. I agree to notify a SCIRA measurer if any equipment modified, replaced and/or transferred.
SCIRA reserves the right to measure this boat and any equipment at any time.

Owner signature _____

Date _____

THIS CERTIFICATE REMAINS WITH THE OWNER OF THIS SNIPE. IT CAN BE REPLACED BY REMEASUREMENT.

SNIPE CLASS RACING ASSOCIATION

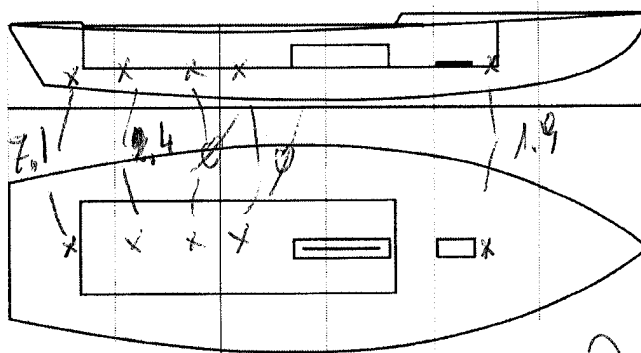
MEASUREMENT DATA SHEET Sheet I- revised January 2009 For boats built after January 1, 2009

HULL NUMBER 31112 BUILDER DB MARINE
 MODEL DBR1 YEAR 2012
 OWNER DB MARINE COUNTRY ITALY

BARE HULL COMPLETE from certified mould INCOMPLETE
 HULL MATERIAL: WOOD FIBERGLASS *make note of*
 DECK MATERIAL: WOOD FIBERGLASS *incomplete items*

HULL WEIGHT (MIN 125KG)	<input checked="" type="checkbox"/>	MAST LENGTH (6499MM)	<input checked="" type="checkbox"/>
TOTAL WEIGHT (172.8KG)	<input checked="" type="checkbox"/>	Limiting bands & pin	<input checked="" type="checkbox"/>
BALLAST (MAX 15KG mark below)	<input checked="" type="checkbox"/> <u>11.4</u>	BOOM LENGTH (2642MM from aft edge of mast)	<input checked="" type="checkbox"/>
MOI	<input checked="" type="checkbox"/>	Limiting bands	<input checked="" type="checkbox"/>
JIB FITTING (279-330 dist. from pt 0)	<input type="checkbox"/> <u>880</u>	POLE LENGTH (2642MM)	<input checked="" type="checkbox"/>
SHROUDS (1778-1981mm dist. from pt. 0)	<input type="checkbox"/> <u>1781</u>	RUDDER DIMENSIONS	<input checked="" type="checkbox"/>
UPPER GUDGEON (410+/-3MM)	<input type="checkbox"/> <u>412</u>	RUDDER WEIGHT (2.72kg)	<input checked="" type="checkbox"/>
LOWER GUDGEON (155 +/-3MM)	<input type="checkbox"/> <u>155</u>	Fits the Transom (Y/N)	<input checked="" type="checkbox"/>
MAST HOLE (1494mm dist. from pt. 0)	<input checked="" type="checkbox"/>	CENTERBOARD DIMENSIONS	<input checked="" type="checkbox"/>
TRUNK HEIGHT (310 -0+3MM)	<input type="checkbox"/> <u>313</u>	Band	<input checked="" type="checkbox"/>
		Restraining System & stoppers	<input checked="" type="checkbox"/>

Mark ballast here



DATE MEASURED 05.12.2012
 MEASURER'S SIGNATURE GIORGIO BREZICH

MEASURER'S STAMP **01 SCIRA MEASUREP ITALY**

NOTES:

Both pages must be completed and sent to the SCIRA office upon completion of measurement except if hull is from a certified mould.

SCIRA Measurement Check Sheet

To be used with the 80/20 true baseline measurement frame

Owner: DB MARINE Date: 05.12.2012

Hull # 3112 Builder: DB MARINE Material: F.G.

Chines Height

Station	Starboard	Port	Total	Allowable Range	Width	Allowable Range
1				838-864		527-540
2				724-749		991-1003
3				673-699		1232-1245
4				680-705		1270-1283
5				762-787		1137-1149
Transom				902-927		952-965

Sheer

Station	Starboard	Port	Total	Allowable Range	Width	Allowable Range
1				1499-1549		895-921
2				1391-1441		346-1372
3				1333-1384		1511-1537
4				1321-1372		1473-1499
5				1321-1372		1270-1295
Transom				1384-1435		1022-1048

Keel

	Height	Width
400mm		
1		
2		
3		
4		
5		
Transom		

Rudder

Weight	2.72kg	✓	2.9
Shape		✓	
Thickness		✓	
Lock		✓	
Keel Ext.		✓	

Daggerboard

Bottom	✓
Shape	✓
Thickness	✓
Stripe	✓
Punch mark	✓
Tapers	✓

Horizontal Transom Offset 203-229 ✓ LOA 4711-4737 ✓

Weight 172.8 Ballast (lead) 11.4 MOI >27.6 OK
 Mast Boom Bow

52.11
52.07
52.14

Band loc	✓
Length <6499mm	✓
Limiting pin	✓
Sheer mark	✓
Weight/bal 9.1kg	✓

Band loc 2559mm	✓
Limiting pin	✓
Max Length <2642mm	✓
Pole length <2642mm	✓

Stem height 683-708	✓
Bow radius	✓

Topside Measurements

Aft end of Trunk 2438-2464 from stem	✓	Length of daggerboard slot	✓
Top of trunk parallel to baseline	✓	Width of daggerboard slot	12
Aft edge of trunk perpendicular to baseline	✓	Stem to mast partner >1494	✓
Keel to top of trunk 310-313	313	Length of foredeck >1842	✓
Shroud fitting to stem 1778-1981	1781	Length of aft deck >457	✓
Mast step to sheer (vertical) 390-400	396	Headstay to stem 279-330	280

Measurer GIORGIO BREZICH