


Snipe Class International Racing Association
MEASUREMENT CERTIFICATE

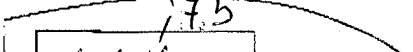
Hull number 31152 Year of manufacturer 2013


Builder DB MARINE Model # DB-R1

Owner NIHON UNIVERSITY

Country JAPAN Mark ballast here

Weight 172.8 

Ballast 7.5 

MOI 727.6 

Measurer/s GIORGIO BREZICH

Date of measurement 26.06.2013

Measurer or National Secretary stamp and signature 

I hereby agree to all SCIRA rules and by-laws. I agree to employ a SCIRA measurer if any equipment modified, replaced and/or transferred.

SCIRA reserves the right to measure this boat and any equipment at any time.

Owner signature _____

Date _____

THIS CERTIFICATE REMAINS WITH THE OWNER OF THIS SNIPE. IT CAN BE REPLACED BY REMEASUREMENT.

SNIPE CLASS RACING ASSOCIATION

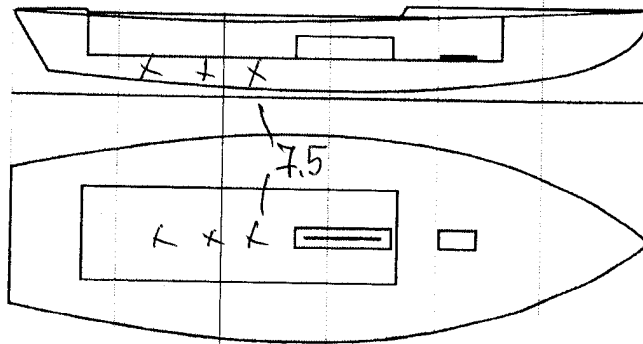
MEASUREMENT DATA SHEET Sheet I- revised January 2009 For boats built after January 1, 2009

HULL NUMBER: 31152 BUILDER: DB MARINE
 MODEL: DB-R1 YEAR: 2013
 OWNER: NIHON UNIVERSITY COUNTRY: JAPAN

BARE HULL COMPLETE from certified mould INCOMPLETE
 HULL MATERIAL: WOOD FIBERGLASS make note of
 DECK MATERIAL: WOOD FIBERGLASS incomplete items

HULL WEIGHT (MIN 125KG)	<input checked="" type="checkbox"/>	MAST LENGTH (6499MM)	<input checked="" type="checkbox"/>
TOTAL WEIGHT (172.8KG)	<input checked="" type="checkbox"/>	Limiting bands & pin	<input checked="" type="checkbox"/>
BALLAST (MAX 15KG mark below)	<input type="checkbox"/> 7.5	BOOM LENGTH (2642MM from aft edge of mast)	<input checked="" type="checkbox"/>
MOI	<input checked="" type="checkbox"/>	Limiting bands	<input checked="" type="checkbox"/>
JIB FITTING (279-330 dist. from pt 0)	<input type="checkbox"/> 280	POLE LENGTH (2642MM)	<input checked="" type="checkbox"/>
SHROUDS (1778-1981mm dist. from pt. 0)	<input type="checkbox"/> 1783	RUDDER DIMENSIONS	<input checked="" type="checkbox"/>
UPPER GUDGEON (410+/-3MM)	<input type="checkbox"/> 410	RUDDER WEIGHT (2.72kg)	<input type="checkbox"/> 2.8
LOWER GUDGEON (155 +/-3MM)	<input type="checkbox"/> 155	Fits the Transom (Y/N)	<input checked="" type="checkbox"/>
MAST HOLE (1494mm dist. from pt. 0)	<input checked="" type="checkbox"/> ADD 5 1/2	CENTERBOARD DIMENSIONS	<input checked="" type="checkbox"/>
TRUNK HEIGHT (310 -0+3MM)	<input type="checkbox"/> 310	Band	<input checked="" type="checkbox"/>
		Restraining System & stoppers	<input checked="" type="checkbox"/>

Mark ballast here



DATE MEASURED: 26/6/2013

MEASURER'S SIGNATURE: _____

MEASURER'S STAMP: GIORGIO BREZICH **01 SCIRA MEASURER ITALY**

NOTES:

Both pages must be completed and sent to the SCIRA office upon completion of measurement except if hull is from a certified mould.

SCIRA Measurement Check Sheet

To be used with the 80/20 true baseline measurement frame

Owner: NIHON UNIVERSITY Date: 26/6/2013

Hull # 31152 Builder: DB MARINE Material: FG

Chines Height

Station	Starboard	Port	Total	Allowable Range	Width	Allowable Range
1				838-864		527-540
2				724-749		991-1003
3				673-699		1232-1245
4				680-705		1270-1283
5				762-787		1137-1149
Transom				902-927		952-965

Sheer

Station	Starboard	Port	Total	Allowable Range	Width	Allowable Range
1				1499-1549		895-921
2				1391-1441		346-1372
3				1333-1384		1511-1537
4				1321-1372		1473-1499
5				1321-1372		1270-1295
Transom				1384-1435		1022-1048

Keel

	Height	Width
400mm		
1		
2		
3		
4		
5		
Transom		

Rudder

Weight	2.72kg	2.8
Shape		✓
Thickness		✓
Lock		✓
Keel Ext.		✓

Daggerboard

Bottom	✓
Shape	✓
Thickness	✓
Stripe	✓
Punch mark	✓
Tapers	✓

Horizontal Transom Offset 203-229 ✓ LOA 4711-4737 ✓

Weight 172.8 Ballast (lead) 7.5 MOI >27.6 ok

Mast

Band loc	✓
Length <6499mm	✓
Limiting pin	✓
Sheer mark	✓
Weight/bal 9.1kg	✓

Boom

Band loc 2559mm	✓
Limiting pin	✓
Max Length <2642mm	✓
Pole length <2642mm	✓

Bow

Stem height 683-708	✓
Bow radius	✓

Topside Measurements

Aft end of Trunk 2438-2464 from stem	✓	Length of daggerboard slot	✓
Top of trunk parallel to baseline	✓	Width of daggerboard slot	12
Aft edge of trunk perpendicular to baseline	✓	Stem to mast partner >1494	ADD 5 1/2
Keel to top of trunk 310-313	310	Length of foredeck >1842	✓
Shroud fitting to stem 1778-1981	1783	Length of aft deck >457	✓
Mast step to sheer (vertical) 390-400	398	Headstay to stem 279-330	280

Measurer GIORGIO BERTICHA

01 SCIRA
MEASURER
ITALY

52.25
52.30
52.29