


Snipe Class International Racing Association  
**MEASUREMENT CERTIFICATE**

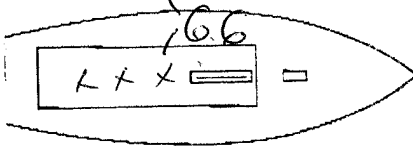
Hull number 31168 Year of manufacturer 2013

Builder DB MARINE Model # DB-R1

Owner NAGASAKI INSTITUTE A.S.

Country JAPAN Mark ballast here

Weight 172.8 

Ballast 6.6 

MOI 7 27.6

Measurer's GIORGIO BREZICH

Date of measurement 26.06.2013

Measurer or National Secretary stamp and signature  **SCIRA MEASURER ITALY**

I hereby agree to all SCIRA rules and by-laws. I agree to notify a SCIRA measurer if any equipment modified, replaced and/or transferred.

SCIRA reserves the right to measure this boat and any equipment at any time.

Owner signature \_\_\_\_\_

Date \_\_\_\_\_

THIS CERTIFICATE REMAINS WITH THE OWNER OF THIS SNIPE. IT CAN BE REPLACED BY REMEASUREMENT.

# SNIPE CLASS RACING ASSOCIATION

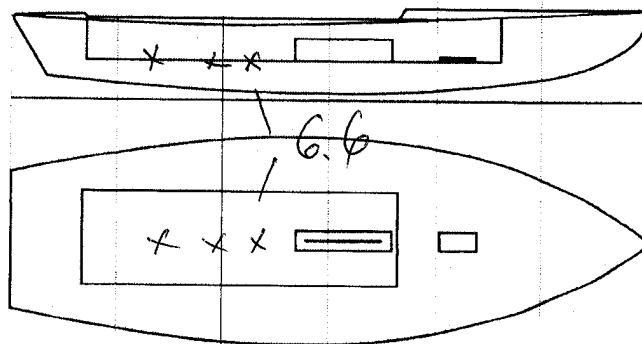
## MEASUREMENT DATA SHEET Sheet I- revised January 2009 For boats built after January 1, 2009

HULL NUMBER 31168 BUILDER DB MARINE  
 MODEL DB-R1 YEAR 2013  
 OWNER NAGASAKI INSTITUTE A.S. COUNTRY JAPAN

BARE HULL  COMPLETE  from certified mould  INCOMPLETE   
 HULL MATERIAL: WOOD  FIBERGLASS  make note of  
 DECK MATERIAL: WOOD  FIBERGLASS  incomplete items

HULL WEIGHT (MIN 125KG)	<input checked="" type="checkbox"/>	MAST LENGTH (6499MM)	<input checked="" type="checkbox"/>
TOTAL WEIGHT (172.8KG)	<input checked="" type="checkbox"/>	Limiting bands & pin	<input checked="" type="checkbox"/>
BALLAST (MAX 15KG mark below)	<input type="checkbox"/> 6.6	BOOM LENGTH (2642MM from aft edge of mast)	<input checked="" type="checkbox"/>
MOI	<input checked="" type="checkbox"/>	Limiting bands	<input checked="" type="checkbox"/>
JIB FITTING (279-330 dist. from pt 0)	<input type="checkbox"/> 280	POLE LENGTH (2642MM)	<input checked="" type="checkbox"/>
SHROUDS (1778-1981mm dist. from pt. 0)	<input type="checkbox"/> 1783	RUDDER DIMENSIONS	<input checked="" type="checkbox"/>
UPPER GUDGEON (410+/-3MM)	<input type="checkbox"/> 410	RUDDER WEIGHT (2.72kg)	<input type="checkbox"/> 3.0
LOWER GUDGEON (155 +/-3MM)	<input type="checkbox"/> 157	Fits the Transom (Y/N)	<input checked="" type="checkbox"/>
MAST HOLE (1494mm dist. from pt. 0)	<input type="checkbox"/> ADD 5mm	CENTERBOARD DIMENSIONS	<input checked="" type="checkbox"/>
TRUNK HEIGHT (310 -0+3MM)	<input type="checkbox"/> 312	Band	<input checked="" type="checkbox"/>
		Restraining System & stoppers	<input checked="" type="checkbox"/>

Mark ballast here



DATE MEASURED 26/6/2013  
 MEASURER'S SIGNATURE GIORGIO BREZICH  
 MEASURER'S STAMP GIORGIO **01 SCIRA** MEASUREP  
 ITALY

NOTES:

**Both pages must be completed and sent to the SCIRA office upon completion of measurement except if hull is from a certified mould.**

# SCIRA Measurement Check Sheet

To be used with the 80/20 true baseline measurement frame

Owner: NAGASAKI INSTITUTE A.S. Date: 26/6/2013

Hull # 31168 Builder: DB MARINE Material: FG

## Chines Height

Station	Starboard	Port	Total	Allowable Range	Width	Allowable Range
1				838-864		527-540
2				724-749		991-1003
3				673-699		1232-1245
4				680-705		1270-1283
5				762-787		1137-1149
Transom				902-927		952-965

## Sheer

Station	Starboard	Port	Total	Allowable Range	Width	Allowable Range
1				1499-1549		895-921
2				1391-1441		346-1372
3				1333-1384		1511-1537
4				1321-1372		1473-1499
5				1321-1372		1270-1295
Transom				1384-1435		1022-1048

## Keel

	Height	Width
400mm		
1		
2		
3		
4		
5		
Transom		

## Rudder

Weight	2.72kg	3.0
Shape		✓
Thickness		✓
Lock		✓
Keel Ext.		✓

## Daggerboard

Bottom	✓
Shape	✓
Thickness	✓
Stripe	✓
Punch mark	✓
Tapers	✓

Horizontal Transom Offset 203-229 ✓ LOA 4711-4737 ✓

Weight 172.8 Ballast (lead) 6.6 MOI >27.6 OK

## Mast

Band loc	✓
Length <6499mm	✓
Limiting pin	✓
Sheer mark	✓
Weight/bal 9.1kg	✓

## Boom

Band loc 2559mm	✓
Limiting pin	✓
Max Length <2642mm	✓
Pole length <2642mm	✓

## Bow

Stem height 683-708	✓
Bow radius	✓

## Topside Measurements

Aft end of Trunk 2438-2464 from stem	✓	Length of daggerboard slot	✓
Top of trunk parallel to baseline	✓	Width of daggerboard slot	12
Aft edge of trunk perpendicular to baseline	✓	Stem to mast partner >1494	ADD + 5 1/2
Keel to top of trunk 310-313	312	Length of foredeck >1842	✓
Shroud fitting to stem 1778-1981	1783	Length of aft deck >457	✓
Mast step to sheer (vertical) 390-400	397	Headstay to stem 279-330	280

Measurer GIORGIO BREZICA

SCIRA  
MEASUREMENTS  
ITALY

52.50  
52.48