

**Snipe Class International Racing Association  
MEASUREMENT CERTIFICATE**

Hull number 31274 Year of manufacturer 2014

Builder DBMARINE Model # DBR1

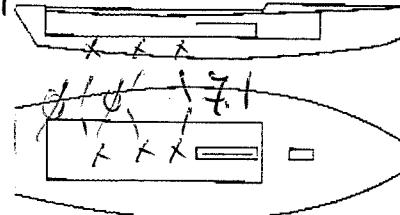
Owner MANU HENS

Country BELGIUM Mark ballast here

Weight 172.8

Ballast 7.1

MOI 727.6



Measurer/s GIORGIO BREZICH

Date of measurement 12.11.2014

Measurer or National Secretary stamp and signature 

I hereby agree to all SCIRA rules and by-laws. I agree to notify SCIRA measurer if any equipment modified, replaced and/or transferred.

SCIRA reserves the right to measure this boat and any equipment any time.

Owner signature \_\_\_\_\_

Date \_\_\_\_\_

THIS CERTIFICATE REMAINS WITH THE OWNER OF THIS SNIPE. IT CAN BE REPLACED BY REMEASUREMENT.

# SNIPE CLASS RACING ASSOCIATION

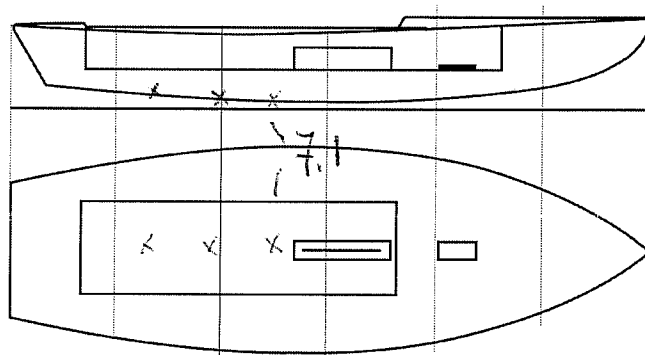
## MEASUREMENT DATA SHEET Sheet I- revised January 2009 For boats built after January 1, 2009

HULL NUMBER 31274 BUILDER DB MARINE  
 MODEL DB-R1 YEAR 2014  
 OWNER NAU HEUS COUNTRY BELGIUM


BARE HULL  COMPLETE  from certified mould  INCOMPLETE   
 HULL MATERIAL: WOOD  FIBERGLASS  make note of  
 DECK MATERIAL: WOOD  FIBERGLASS  incomplete items

HULL WEIGHT (MIN 125KG)	<input checked="" type="checkbox"/>	MAST LENGTH (6499MM)	<input checked="" type="checkbox"/>
TOTAL WEIGHT (172.8KG)	<input checked="" type="checkbox"/>	Limiting bands & pin	<input checked="" type="checkbox"/>
BALLAST (MAX 15KG mark below)	<input type="checkbox"/> 7.1	BOOM LENGTH (2642MM from aft edge of mast)	<input checked="" type="checkbox"/>
MOI	<input checked="" type="checkbox"/>	Limiting bands	<input checked="" type="checkbox"/>
JIB FITTING (279-330 dist. from pt 0)	<input checked="" type="checkbox"/> 279	POLE LENGTH (2642MM)	<input checked="" type="checkbox"/>
SHROUDS (1778-1981mm dist. from pt. 0)	<input checked="" type="checkbox"/> 1781	RUDDER DIMENSIONS	<input checked="" type="checkbox"/>
UPPER GUDGEON (410+/-3MM)	<input checked="" type="checkbox"/> 411	RUDDER WEIGHT (2.72kg)	2.8 <input type="checkbox"/>
LOWER GUDGEON (155 +/-3MM)	<input checked="" type="checkbox"/> 156	Fits the Transom (Y/N)	<input checked="" type="checkbox"/>
MAST HOLE (1494mm dist. from pt. 0)	<input checked="" type="checkbox"/> 1494	CENTERBOARD DIMENSIONS	<input checked="" type="checkbox"/>
TRUNK HEIGHT (310 -0+3MM)	<input type="checkbox"/> 310	Band	<input checked="" type="checkbox"/>
		Restraining System & stoppers	<input checked="" type="checkbox"/>

Mark ballast here



DATE MEASURED 12.11.2014  
 MEASURER'S SIGNATURE [Signature]  
 MEASURER'S STAMP [Stamp]



NOTES:

**Both pages must be completed and sent to the SCIRA office upon completion of measurement except if hull is from a certified mould.**

# SCIRA Measurement Check Sheet

To be used with the 80/20 true baseline measurement frame

Owner: MANU .. HENS Date: 12/11/2014

Hull # 31274 Builder: DB PARONÉ Material: \_\_\_\_\_

## Chines Height

Station	Starboard	Port	Total	Allowable Range	Width	Allowable Range
1				838-864		527-540
2				724-749		991-1003
3				673-699		1232-1245
4				680-705		1270-1283
5				762-787		1137-1149
Transom				902-927		952-965

## Sheer

Station	Starboard	Port	Total	Allowable Range	Width	Allowable Range
1				1499-1549		895-921
2				1391-1441		346-1372
3				1333-1384		1511-1537
4				1321-1372		1473-1499
5				1321-1372		1270-1295
Transom				1384-1435		1022-1048

## Keel

	Height	Width
400mm		
1		
2		
3		
4		
5		
Transom		

## Rudder

Weight	
2.72kg	
Shape	
Thickness	
Lock	
Keel Ext.	

## Daggerboard

Bottom	
Shape	
Thickness	
Stripe	
Punch mark	
Tapers	

Horizontal Transom Offset 203-229 ✓ LOA 4711-4737 ✓

Weight 172.8 Ballast (lead) 7.1 MOI >27.6 ✓

## Mast

Band loc	✓
Length <6499mm	✓
Limiting pin	✓
Sheer mark	✓
Weight/bal 9.1kg	✓

## Boom

Band loc 2559mm	✓
Limiting pin	✓
Max Length <2642mm	✓
Pole length <2642mm	✓

## Bow

Stem height 683-708	✓
Bow radius	✓

## Topside Measurements

Aft end of Trunk 2438-2464 from stem	✓	Length of daggerboard slot	✓
Top of trunk parallel to baseline	✓	Width of daggerboard slot	12
Aft edge of trunk perpendicular to baseline	✓	Stem to mast partner >1494	+8
Keel to top of trunk 310-313	310	Length of foredeck >1842	✓
Shroud fitting to stem 1778-1981	1781	Length of aft deck >457	✓
Mast step to sheer (vertical) 390-400	397	Headstay to stem 279-330	279

Measurer GIORGIO BREZICH

52.26  
52.23  
52.70