

## SNIFE CLASS RACING ASSOCIATION

MEASUREMENT DATA SHEET "1"

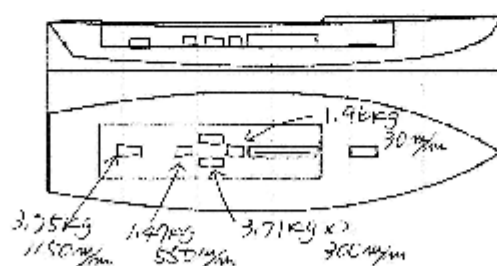
Revised November 2014

For boats built after January 1, 2015

HULL NUMBER 31305 BUILDER Teunido  
 MODEL  YEAR OF MANUFACTURE 2015  
 OWNER Hiroshima University COUNTRY Japan

BARE HULL  COMPLETE  INCOMPLETE   
 HULL MATERIAL: WOOD  FIBERGLASS  make note of  
 DECK MATERIAL: WOOD  FIBERGLASS  incomplete items  
 FROM CERTIFIED MOLD

HULL WEIGHT (min 125kg)	<input checked="" type="checkbox"/>	MAST LENGTH (6400mm)	<input checked="" type="checkbox"/>
TOTAL WEIGHT (min 172.8kg)	<u>122.8kg</u>	Limiting bands & pin	<input checked="" type="checkbox"/>
BALLAST (max 15kg mark below)	<u>14.5kg</u>	BOOM LENGTH (2642mm)	<input type="checkbox"/>
MOI	<input checked="" type="checkbox"/>	from aft mast)	<input checked="" type="checkbox"/>
JIS FITTING	<input checked="" type="checkbox"/>	Limiting band & pin	<input checked="" type="checkbox"/>
(279-300mm hor. from point C)		POLE LENGTH (2612mm)	<input checked="" type="checkbox"/>
max 45mm vert. from sheer)		RUDDER DIMENSIONS	<input checked="" type="checkbox"/>
SHROUDS (1729-1981mm from point O)	<input checked="" type="checkbox"/>	Weight (2.72kg)	<input checked="" type="checkbox"/>
MAST HOLE (1494mm from point U)	<input checked="" type="checkbox"/>	Ballast (max 250g)	<u>6kg</u>
UPPER GUDGEON (410 +/-3mm)	<input checked="" type="checkbox"/>	Parallel to transom (tolerance 2mm)	<input checked="" type="checkbox"/>
LOWER GUDGEON (155 +/-3mm)	<input checked="" type="checkbox"/>	DAGGERBOARD DIMENSIONS	<input checked="" type="checkbox"/>
GUDGEONS DIAMETER (8-8.5mm)	<input checked="" type="checkbox"/>	Band	<input checked="" type="checkbox"/>
		Restraining System	<input checked="" type="checkbox"/>

DATE MEASURED Jul. 27, 2015 MEASURER'S STAMPMEASURER'S NAME NORUHIKO KUDARA

NOTES:

**J1 SCIRA**  
**MEASUREF**  
**JAPAN**

SCIRA Measurement Check Sheet

To be used with the 80/20 true baseline measurement frame

Owner Hiroshima University Date Jul. 27, 2015  
 Hull 2/3m5 Builder Toujido Material FRP

NEW MOULD: FIRST  OR  OF 5 CERTIFICATION RENEW  Y/N

DO NOT COMPLETE IF FROM A CERTIFIED MOULD


Chine						
Station	Height			Width		
	Seaboard	Port	Total	Allowable Range	Actual	Allowable Range
1				838-864		527-540
2				774-749		851-1093
3				673-699		1232-1245
4			OK	600-705	OK	1270-1263
5				762-787		1137-1149
Transom				902-927		952-965

Sheer						
Station	Height			Width		
	Seaboard	Port	Total	Allowable Range	Actual	Allowable Range
1				1489-1549		895-921
2				1391-1411		1346-1372
3				1333-1384		1511-1537
4			OK	1321-1372	OK	1473-1499
5				1321-1372		1270-1295
Transom				1004-1475		1022-1048

Keel				
Station	Height		Width	
	Actual	Allowable Range	Actual	Allowable Range
400mm		223-235		
1		162		Min 51
2		89-101		64-135
3		51-61		59-101
4	OK	58-70	OK	59-101
5		111		59-101
Transom		165-168		59-101

Stem Offset		
up from baseline	back from stem head	Actual
267	257-279	
305	194-206	
337	153-165	
381	106-120	OK
457	54-66	
527	26-36	
311 to 387	intersection of chine extension	

SNIFE CLASS RACING ASSOCIATION



## MEASUREMENT DATA SHEET "I"

Miscellaneous					
Measurement	Actual	Allowable Range	Measurement	Actual	Allowable Range
LOA	OK	4711-4757	Crine radius at st. 1	OK	max 19
Horizontal transom offset	OK	203-229	Crine radius at st. 2 1 m <sup>2</sup> max	OK	Max 3
Stem height	OK	683-708	Deck crown	OK	Max 127
Bow radius	OK	Max 25			

Topside Measurements					
Measurement	Actual	Allowable Range	Measurement	Actual	Allowable Range
Aft end of trunk from stem	OK	2438-2464	Mast step to sheer (vertical)	OK	390-430
Top of trunk parallel to baseline	OK		Mast partners	OK	Max 256x76
90° angle of trunk perpendicular to baseline	OK		Length of foredeck	OK	Max 1912
Keel to top of trunk	OK	310-313	Length of aft deck	OK	Min 457
Length of daggerboard slot	OK	Max 546	Sheer moulding	OK	Max 32
Width of daggerboard slot	OK	Max 13	Sheer moulding radius	OK	Max 12
Sprayboard	OK	Min 51 x 610			

Measurer

Stamp nr.

NOBUHIKO KUDARA



Snipe Class International Racing Association

# 計測証明書

登録番号 No. 31305

新規計測・再計測

- 1. 所有者 氏名 広島大学  
住所 \_\_\_\_\_
- 2. 建造者 氏名 斗堂加工  
住所 \_\_\_\_\_

上記は本協会登録計測証であることを証明する。

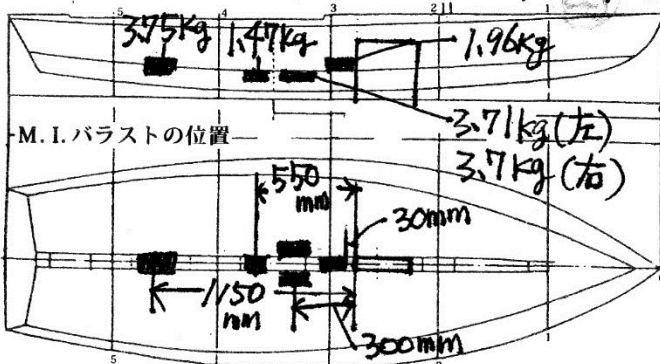
日本スナイプ協会

計測年月日 2015年 7月 27日

計測員

署名 山田 州子

材質 鋳鉄 重量 172.8 kg バラスト 158.2 kg



14.59g

備考 MOI=200 奥測 67.2秒  
 スプリング係数=14.7523 (25回=67.2秒)

新規計測と再計測のどちらかを消す。  
再計測証明書は、新規計測書に重ねて綴る。

計測証明書の再発行 {移籍、紛失}

年 月 日 発行者氏名

印