

**Snipe Class International Racing Association
MEASUREMENT CERTIFICATE**

31428

Hull number ~~XXXXXX~~ Year of manufacturer 2017

Builder DB MARINE Model # DB R1 LTD

Owner AUGIE DIAZ 1

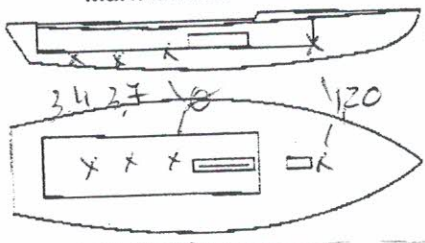
Country USA

Mark ballast here

Weight 172.8

Ballast 8.3

MOI 27.6



Measurer/s GIORGIO BREZICIA

Date of measurement 27.04.2017

Measurer or National Secretary stamp and signature _____

I hereby agree to all SCIRA rules and by-laws. I agree to notify a SCIRA measurer if any equipment modified, replaced and/or transferred. SCIRA reserves the right to measure this boat and any equipment at any time.

Owner signature _____

Date _____

THIS CERTIFICATE REMAINS WITH THE OWNER OF THIS SNIPE. IT CAN BE REPLACED BY REMEASUREMENT.

SNIFE CLASS RACING ASSOCIATION

MEASUREMENT DATA SHEET

Revised January 2017

For boats built or modified after January 1, 2017

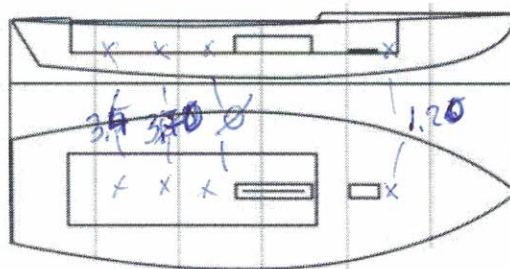
HULL NUMBER	31428 XXXXX	BUILDER	DB MARINE
MODEL	DB-RITD	YEAR OF MANUFACTURE	2017
OWNER	AUGIE DIAZ	COUNTRY	USA

BARE HULL	<input type="checkbox"/>	COMPLETE	<input checked="" type="checkbox"/>	INCOMPLETE	<input type="checkbox"/>
HULL MATERIAL: WOOD	<input type="checkbox"/>	FIBERGLASS	<input checked="" type="checkbox"/>	make note of	
DECK MATERIAL: WOOD	<input type="checkbox"/>	FIBERGLASS	<input checked="" type="checkbox"/>	incomplete items	
FROM CERTIFIED MOULD	<input checked="" type="checkbox"/>				

HULL WEIGHT (min 125kg)	<input checked="" type="checkbox"/>	MAST LENGTH (max 6499mm)	<input type="checkbox"/>	<input checked="" type="checkbox"/>
TOTAL WEIGHT (min 172.8kg)	<input checked="" type="checkbox"/>	Limiting marks & pin	<input type="checkbox"/>	<input checked="" type="checkbox"/>
CORRECTOR WEIGHTS (max 15kg)	8.3	Corrector weights (max 100gr)	<input checked="" type="checkbox"/>	<input checked="" type="checkbox"/>
MOI	727.6	BOOM LENGTH (max 2642mm)	<input type="checkbox"/>	<input checked="" type="checkbox"/>
Spring #	126	Limiting marks & pin	<input type="checkbox"/>	<input checked="" type="checkbox"/>
JIB FITTING	281	POLE LENGTH (max 2642mm)	<input type="checkbox"/>	<input checked="" type="checkbox"/>
(279-300mm hor. From Hull Datum Point)		RUDDER DIMENSIONS	<input type="checkbox"/>	<input checked="" type="checkbox"/>
max 45mm vert. above sheerline)		Weight (min. 2.72kg)	<input type="checkbox"/>	3.1
SHROUDS (1778-1981mm from HDP)	1785	Corrector weight (max 250g)	<input checked="" type="checkbox"/>	<input checked="" type="checkbox"/>
MAST HOLE (min 1494-mm from HDP)	1494	Parallel to transom (tolerance 2mm)	<input checked="" type="checkbox"/>	<input checked="" type="checkbox"/>
UPPER GUDGEON (410 +/-3mm)	410	DAGGERBOARD DIMENSIONS	<input checked="" type="checkbox"/>	<input checked="" type="checkbox"/>
LOWER GUDGEON (155 +/-3mm)	155	Band	<input checked="" type="checkbox"/>	<input checked="" type="checkbox"/>
GUDGEONS DIAMETER (8-8,5mm)	8 mm	Safety line (max 600mm long)	<input type="checkbox"/>	600
		Restraining system	<input checked="" type="checkbox"/>	<input checked="" type="checkbox"/>

Insert the actual measurement in the cells marked as -V

Mark ballast position and amount below



52.08
52.05
52.10

DATE MEASURED 27.04.2017 MEASURER'S STAMP

MEASURER'S NAME GIORGIO BREZICH
NOTES:

01 SCIRA MEASURER ITALY


Keel				
Station	Height		Width	
	Actual	Allowable Range	Actual	Allowable Range
400mm	226	223-235	226	
1	/	162	82	Min 51
2	99	89-101	100	99-105
3	62	51-63	100	99-105
4	68	58-70	100	99-105
5	/	114	100	99-105
Transom	168	166-168	100	99-105

Stem Offset		
up from baseline	back from HDP	Actual
267	267-279	271
305	194-206	205
337	153-165	163
381	108-120	108
457	54-66	63
527	26-38	34
311 to 387	intersection of chine extension	

Miscellaneous					
Measurement	Actual	Allowable Range	Measurement	Actual	Allowable Range
LOA	4732	4711-4737	Chine radius at st. 1	19	Max 19
Horizontal transom offset	203	203-229	Chine radius st. 2 to transom	2	Max 3
Hull Datum Point height	700	683-708	Deck height	125	Max 127
Bow radius	23	Max 25			

Topside Measurements					
Measurement	Actual	Allowable Range	Measurement	Actual	Allowable Range
Aft end of dagg. slot from Hull datum point	2460	2438-2464	Mast step to sheer (vertical)	399	390-400
Top of case parallel to baseline	✓		Mast hole in the deck	132x61	Max 256x76
Aft edge of slot perpendicular to baseline	✓		Length of foredeck	1850	Min 1842
Keel to top of daggerboard case	310	310-313	Length of aft deck	1206	Min 457
Length of daggerboard slot	535	Max 546	Sheer strikes	28	Max 32
Width of daggerboard slot	12	Max 13	Gunwale radius	10	Max 12
Splashboard	54x625	Min 51 x 610			

Measurer

 **GIORGIO BREZIC**
Stamp nr.



SCIRA Measuremen Check Sheet

To be used with the 80/20 true baseline measurement frame

Owner AUGIE DIAZ Date 27/04/2017
 31428
 Hull XXXXXX Builder DB MARINE Material FIBERGLASS

NEW MOULD: FIRST OR OF 5 CERTIFICATION RENEW Y/N

DO NOT COMPLETE IF FROM A CERTIFIED MOULD

Chine						
	Height				Width	
Station	Starboard	Port	Total	Allowable Range	Actual	Allowable Range
1	419	425	844	838-864	532	527-540
2	366	372	738	724-749	993	991-1003
3	329	349	678	673-699	1232	1232-1245
4	336	348	684	680-705	1278	1270-1283
5	378	390	768	762-787	1142	1137-1149
Transom	456	450	906	902-927	960	952-965

Sheer						
	Height				Width	
Station	Starboard	Port	Total	Allowable Range	Actual	Allowable Range
1	776	767	1543	1499-1549	910	895-921
2	725	705	1430	1391-1441	1354	1346-1372
3	689	662	1351	1333-1384	1536	1511-1537
4	670	653	1323	1321-1372	1481	1473-1499
5	676	659	1335	1321-1372	1284	1270-1295
Transom	700	692	1392	1384-1435	1042	1022-1048

01 SCIRA
MEASUREP
ITALY

Snipe Class International Racing Association