


Snipe Class International Racing Association
MEASUREMENT CERTIFICATE

Hull number 31439 Year of manufacturer 2017
Builder DB MARINE Model # DB-R1
Owner DIEGO ESCOBAR
Country USA
Weight 172.8
Ballast 104
MOI 927.6



Measurer/s GIORGIO BREZICH
Date of measurement 29 SEP 2017
Measurer or National Secretary stamp and signature _____

I hereby agree to all SCIRA rules and by-laws. I agree to notify a SCIRA measurer if any equipment modified, replaced and/or transferred.
SCIRA reserves the right to measure this boat and any equipment at any time.

Owner signature _____

Date _____

THIS CERTIFICATE REMAINS WITH THE OWNER OF THIS SNIPE. IT CAN BE REPLACED BY REMEASUREMENT.

SNIFE CLASS RACING ASSOCIATION

MEASUREMENT DATA SHEET

Revised January 2017

For boats built or modified after January 1, 2017

HULL NUMBER	31439	BUILDER	DB MARINE SAS
MODEL	DB-RA LTD	YEAR OF MANUFACTURE	2017
OWNER	DIEGO ESCOBAR	COUNTRY	USA

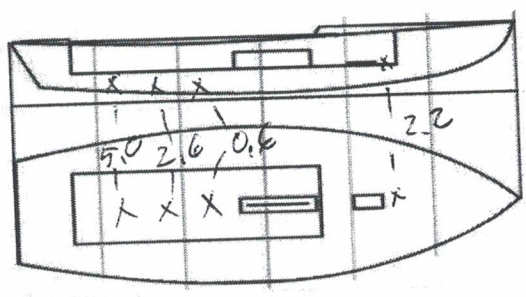
BARE HULL	<input type="checkbox"/>	COMPLETE	<input checked="" type="checkbox"/>	INCOMPLETE	<input type="checkbox"/>
HULL MATERIAL: WOOD	<input type="checkbox"/>	FIBERGLASS	<input checked="" type="checkbox"/>	make note of	
DECK MATERIAL: WOOD	<input type="checkbox"/>	FIBERGLASS	<input checked="" type="checkbox"/>	incomplete items	
FROM CERTIFIED MOULD	<input type="checkbox"/>				

52.17
52.05
52.09

HULL WEIGHT (min 125kg)	<input checked="" type="checkbox"/>	MAST LENGTH (max 6499mm)	<input checked="" type="checkbox"/>
TOTAL WEIGHT (min 172.8kg)	<input checked="" type="checkbox"/>	Limiting marks & pin	<input checked="" type="checkbox"/>
CORRECTOR WEIGHTS (max 15kg)	10.4	Corrector weights (max 100gr)	<input checked="" type="checkbox"/>
MOI	727.6	BOOM LENGTH (max 2642mm)	<input checked="" type="checkbox"/>
Spring #		Limiting marks & pin	<input checked="" type="checkbox"/>
JIB FITTING	280	POLE LENGTH (max 2642mm)	<input checked="" type="checkbox"/>
(279-300mm hor. From Hull Datum Point)		RUDDER DIMENSIONS	<input checked="" type="checkbox"/>
max 45mm vert. above sheerline)		Weight (min. 2.72kg)	2.4
SHROUDS (1778-1981mm from HDP)	1781	Corrector weight (max 250g)	<input checked="" type="checkbox"/>
MAST HOLE (min 1494-mm from HDP)	43 mm	Parallel to transom (tolerance 2mm)	<input checked="" type="checkbox"/>
UPPER GUDGEON (410 +/-3mm)	408 mm	DAGGERBOARD DIMENSIONS	<input checked="" type="checkbox"/>
LOWER GUDGEON (155 +/-3mm)	154 mm	Band	<input checked="" type="checkbox"/>
GUDGEONS DIAMETER (8-8,5mm)	8 mm	Safety line (max 600mm long)	595
		Restraining system	<input checked="" type="checkbox"/>

Insert the actual measurement in the cells marked as

Mark ballast position and amount below



DATE MEASURED 29/06/2017

MEASURER'S STAMP

MEASURER'S NAME GIORGIO BREZICH



NOTES:

SCIRA Measuremen Check Sheet


To be used with the 80/20 true baseline measurement frame

Owner DIEGO ESCOBAR Date 29/06/2017
 Hull 31439 Builder DB MARINE Material Fh

NEW MOULD: FIRST OR OF 5 CERTIFICATION RENEW Y/N
 DO NOT COMPLETE IF FROM A CERTIFIED MOULD

Chine		Height			Width	
		Starboard	Port	Total	Allowable Range	Actual
1				838-864		527-540
2				724-749		991-1003
3				673-699		1232-1245
4				680-705		1270-1283
5				762-787		1137-1149
Transom				902-927		952-965

Sheer		Height			Width	
		Starboard	Port	Total	Allowable Range	Actual
1				1499-1549		895-921
2				1391-1441		1346-1372
3				1333-1384		1511-1537
4				1321-1372		1473-1499
5				1321-1372		1270-1295
Transom				1384-1435		1022-1048



HULL NR 31439

Keel				
Station	Height		Width	
	Actual	Allowable Range	Actual	Allowable Range
400mm		223-235		
1		162		Min 51
2		89-101		99-105
3		51-63		99-105
4		58-70		99-105
5		114		99-105
Transom		166-168		99-105

Stem Offset		
up from baseline	back from HDP	Actual
267	267-279	
305	194-206	
337	153-165	
381	108-120	
457	54-66	
527	26-38	
311 to 387	intersection of chine extension	

Miscellaneous					
Measurement	Actual	Allowable Range	Measurement	Actual	Allowable Range
LOA		4711-4737	Chine radius at st. 1		Max 19
Horizontal transom offset		203-229	Chine radius st. 2 to transom		Max 3
Hull Datum Point height		683-708	Deck height		Max 127
Bow radius		Max 25			

Topside Measurements					
Measurement	Actual	Allowable Range	Measurement	Actual	Allowable Range
Aft end of dagg. slot from Hull datum point	X	2438-2464	Mast step to sheer (vertical)	396	390-400
Top of case parallel to baseline		X	Mast hole in the deck	X	Max 256x76
Aft edge of slot perpendicular to baseline		X	Length of foredeck	X	Min 1842
Keel to top of daggerboard case	310	310-313	Length of aft deck	X	Min 457
Length of daggerboard slot	X	Max 546	Sheer strikes	X	Max 32
Width of daggerboard slot	X	Max 13	Gunwale radius	X	Max 12
Splashboard	X	Min 51 x 610			

Measurer



Stamp nr.  SCIRA MEASURER ITALY