

**Snipe Class International Racing Association
MEASUREMENT CERTIFICATE**

Hull number 31442 Year of manufacturer 2017

Builder DB MARINE Model # DB-R1

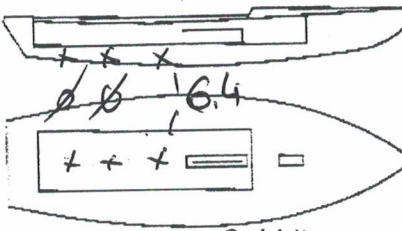
Owner PETER COMMETTE

Country USA **Mark ballast here**

Weight 172.8

Ballast 6.4

MOI >27.6



Measurer's GIORGIO BREZZI

Date of measurement 29.06.2017

Measurer or National Secretary stamp and signature

I hereby agree to all SCIRA rules and by-laws. I agree to notify SCIRA measurer if any equipment modified, replaced and/or transferred. SCIRA reserves the right to measure this boat and any equipment a any time.

Owner signature _____

Date _____

THIS CERTIFICATE REMAINS WITH THE OWNER OF THIS SNIPE. IT CAN BE REPLACED BY REMEASUREMENT.

SNIFE CLASS RACING ASSOCIATION

MEASUREMENT DATA SHEET

Revised January 2017

For boats built or modified after January 1, 2017

HULL NUMBER 31442 BUILDER DB MARINE SAS
 MODEL DB-R1 LTDED YEAR OF MANUFACTURE 2017
 OWNER PETER COHNETTE COUNTRY USA

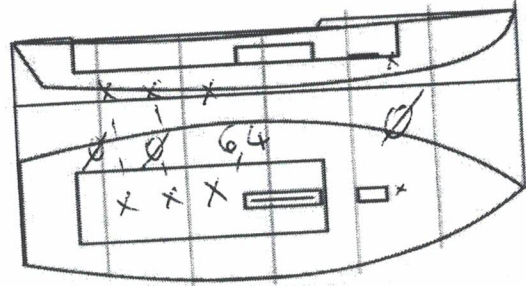
BARE HULL COMPLETE INCOMPLETE
 HULL MATERIAL: WOOD FIBERGLASS make note of
 DECK MATERIAL: WOOD FIBERGLASS incomplete items
 FROM CERTIFIED MOULD

52.73
52.55
52.69

HULL WEIGHT (min 125kg)	<input checked="" type="checkbox"/>	MAST LENGTH (max 6499mm)	<input checked="" type="checkbox"/>
TOTAL WEIGHT (min 172.8kg)	<input checked="" type="checkbox"/>	Limiting marks & pin	<input checked="" type="checkbox"/>
CORRECTOR WEIGHTS (max 15kg)	<u>64</u>	Corrector weights (max 100gr)	<input checked="" type="checkbox"/>
MOI	<u>27.6</u>	BOOM LENGTH (max 2642mm)	<input checked="" type="checkbox"/>
Spring #		Limiting marks & pin	<input checked="" type="checkbox"/>
JIB FITTING	<u>280</u>	POLE LENGTH (max 2642mm)	<input checked="" type="checkbox"/>
(279-300mm hor. From Hull Datum Point)		RUDDER DIMENSIONS	<input checked="" type="checkbox"/>
max 45mm vert. above sheerline)		Weight (min. 2.72kg)	<input checked="" type="checkbox"/>
SHROUDS (1778-1981mm from HDP)	<u>1781</u>	Corrector weight (max 250g)	<input checked="" type="checkbox"/>
MAST HOLE (min 1494-mm from HDP)	<u>+64</u>	Parallel to transom (tolerance 2mm)	<input checked="" type="checkbox"/>
UPPER GUDGEON (410 +/-3mm)	<u>410</u>	DAGGERBOARD DIMENSIONS	<input checked="" type="checkbox"/>
LOWER GUDGEON (155 +/-3mm)	<u>155</u>	Band	<input checked="" type="checkbox"/>
GUDGEONS DIAMETER (8-8,5mm)	<u>84</u>	Safety line (max 600mm long)	<input checked="" type="checkbox"/>
		Restraining system	<input checked="" type="checkbox"/>

Insert the actual measurement in the cells marked as

Mark ballast position and amount below



DATE MEASURED 29/06/2017 MEASURER'S STAMP

MEASURER'S NAME GIORGIO BREZICH

NOTES:

SCIRA
MEASURER
ITALY

SCIRA Measuremen Check Sheet

To be used with the 80/20 true baseline measurement frame


Owner PETER COMMETTE Date 29/06/2014
 Hull 31442 Builder DB MARINE Material FG

NEW MOULD: FIRST OR OF 5 CERTIFICATION RENEW Y/N

DO NOT COMPLETE IF FROM A CERTIFIED MOULD

Chine						
	Height				Width	
Station	Starboard	Port	Total	Allowable Range	Actual	Allowable Range
1				838-864		527-540
2				724-749		991-1003
3				673-699		1232-1245
4				680-705		1270-1283
5				762-787		1137-1149
Transom				902-927		952-965

Sheer						
	Height				Width	
Station	Starboard	Port	Total	Allowable Range	Actual	Allowable Range
1				1499-1549		895-921
2				1391-1441		1346-1372
3				1333-1384		1511-1537
4				1321-1372		1473-1499
5				1321-1372		1270-1295
Transom				1384-1435		1022-1048



Keel				
Station	Height		Width	
	Actual	Allowable Range	Actual	Allowable Range
400mm		223-235		
1		162		Min 51
2		89-101		99-105
3		51-63		99-105
4		58-70		99-105
5		114		99-105
Transom		166-168		99-105

Stem Offset		
up from baseline	back from HDP	Actual
267	267-279	
305	194-206	
337	153-165	
381	108-120	
457	54-66	
527	26-38	
311 to 387	intersection of chine extension	

Miscellaneous					
Measurement	Actual	Allowable Range	Measurement	Actual	Allowable Range
LOA		4711-4737	Chine radius at st. 1		Max 19
Horizontal transom offset		203-229	Chine radius st. 2 to transom		Max 3
Hull Datum Point height		683-708	Deck height		Max 127
Bow radius		Max 25			

Topside Measurements					
Measurement	Actual	Allowable Range	Measurement	Actual	Allowable Range
Aft end of dagg. slot from Hull datum point	X	2438-2464	Mast step to sheer (vertical)	393	390-400
Top of case parallel to baseline	X	X	Mast hole in the deck	X	Max256x76
Aft edge of slot perpendicular to baseline	X	X	Length of foredeck	X	Min 1842
Keel to top of daggerboard case	312	310-313	Length of aft deck	X	Min 457
Length of daggerboard slot	X	Max 546	Sheer strikes	X	Max 32
Width of daggerboard slot	X	Max 13	Gunwale radius	X	Max 12
Splashboard	X	Min 51 x 610			

Measurer



Stamp nr.

01 SCIRA MEASUREP ITALY