

Snipe Class International Racing Association  
**MEASUREMENT CERTIFICATE**

Hull number 31444 Year of manufacturer 2017

Builder DB MARINE Model # DB-R1


Owner DB MARINE | BLAIRE HERRON

Country ITALY Mark ballast here

Weight 172.8


Ballast 6.8

MOI 227.6



Measurer/s GIORGIO BRESCIT

Date of measurement 20.07.2017

Measurer or National Secretary stamp and signature 

I hereby agree to all SCIRA rules and by-laws. I agree to notify a SCIRA measurer if any equipment modified, replaced and/or transferred.  
SCIRA reserves the right to measure this boat and any equipment at any time.

Owner signature \_\_\_\_\_

Date \_\_\_\_\_

THIS CERTIFICATE REMAINS WITH THE OWNER OF THIS SNIPE. IT CAN BE REPLACED BY REMEASUREMENT.

# SNIFE CLASS RACING ASSOCIATION

## MEASUREMENT DATA SHEET

Revised January 2017

For boats built or modified after January 1, 2017

HULL NUMBER	31444	BUILDER	DB MARINE
MODEL	DB-R1	YEAR OF MANUFACTURE	2017
OWNER	DB-MARINE BLAIRE HERRON	COUNTRY	ITALY

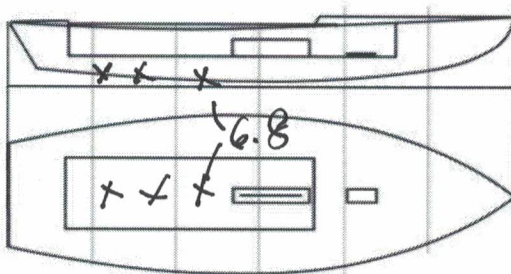
BARE HULL	<input type="checkbox"/>	COMPLETE	<input checked="" type="checkbox"/>	INCOMPLETE	<input type="checkbox"/>
HULL MATERIAL: WOOD	<input type="checkbox"/>	FIBERGLASS	<input checked="" type="checkbox"/>	make note of	
DECK MATERIAL: WOOD	<input type="checkbox"/>	FIBERGLASS	<input checked="" type="checkbox"/>	incomplete items	
FROM CERTIFIED MOULD	<input checked="" type="checkbox"/>				

53.04  
52.96  
52.97

HULL WEIGHT (min 125kg)	<input checked="" type="checkbox"/>	MAST LENGTH (max 6499mm)	<input checked="" type="checkbox"/>
TOTAL WEIGHT (min 172.8kg)	<input checked="" type="checkbox"/>	Limiting marks & pin	<input checked="" type="checkbox"/>
CORRECTOR WEIGHTS (max 15kg)	6.8	Corrector weights (max 100gr)	<input checked="" type="checkbox"/>
MOI	727.6	BOOM LENGTH (max 2642mm)	<input checked="" type="checkbox"/>
Spring #		Limiting marks & pin	<input checked="" type="checkbox"/>
JIB FITTING	280	POLE LENGTH (max 2642mm)	<input checked="" type="checkbox"/>
(279-300mm hor. From Hull Datum Point)		RUDDER DIMENSIONS	<input checked="" type="checkbox"/>
max 45mm vert. above sheerline)		Weight (min. 2.72kg)	2.8
SHROUDS (1778-1981mm from HDP)	1784	Corrector weight (max 250g)	<input checked="" type="checkbox"/>
MAST HOLE (min 1494-mm from HDP)	+104	Parallel to transom (tolerance 2mm)	<input checked="" type="checkbox"/>
UPPER GUDGEON (410 +/-3mm)	411	DAGGERBOARD DIMENSIONS	<input checked="" type="checkbox"/>
LOWER GUDGEON (155 +/-3mm)	156	Band	<input checked="" type="checkbox"/>
GUDGEONS DIAMETER (8-8,5mm)	8.4	Safety line (max 600mm long)	<input checked="" type="checkbox"/>
		Restraining system	<input checked="" type="checkbox"/>

Insert the actual measurement in the cells marked as

Mark ballast position and amount below



DATE MEASURED 20.07.2017 MEASURER'S STAMP

**01 SCIRA**  
**MEASURER**  
**ITALY**

MEASURER'S NAME GIORGIO BREZICH

NOTES:

Snipe Class International Racing Association

## SCIRA Measuremen Check Sheet

To be used with the 80/20 true baseline measurement frame

Owner DB MARINE Date \_\_\_\_\_

Hull 31444 Builder DB MARINE Material PL

NEW MOULD: FIRST  OR  OF 5 CERTIFICATION RENEW  Y/N

DO NOT COMPLETE IF FROM A CERTIFIED MOULD

<b>Chine</b>						
	Height				Width	
Station	Starboard	Port	Total	Allowable Range	Actual	Allowable Range
1				838-864		527-540
2				724-749		991-1003
3				673-699		1232-1245
4				680-705		1270-1283
5				762-787		1137-1149
Transom				902-927		952-965

<b>Sheer</b>						
	Height				Width	
Station	Starboard	Port	Total	Allowable Range	Actual	Allowable Range
1				1499-1549		895-921
2				1391-1441		1346-1372
3				1333-1384		1511-1537
4				1321-1372		1473-1499
5				1321-1372		1270-1295
Transom				1384-1435		1022-1048

31444

Keel				
Station	Height		Width	
	Actual	Allowable Range	Actual	Allowable Range
400mm		223-235		
1		162		Min 51
2		89-101		99-105
3		51-63		99-105
4		58-70		99-105
5		114		99-105
Transom		166-168		99-105


Stem Offset		
up from baseline	back from HDP	Actual
267	267-279	
305	194-206	
337	153-165	
381	108-120	
457	54-66	
527	26-38	
311 to 387	intersection of chine extension	

Miscellaneous					
Measurement	Actual	Allowable Range	Measurement	Actual	Allowable Range
LOA		4711-4737	Chine radius at st. 1		Max 19
Horizontal transom offset		203-229	Chine radius st. 2 to transom		Max 3
Hull Datum Point height		683-708	Deck height		Max 127
Bow radius		Max 25			

160  
165  
-----  
325

555  
162  
-----  
393

Topside Measurements					
Measurement	Actual	Allowable Range	Measurement	Actual	Allowable Range
Aft end of dagg. slot from Hull datum point	✓	2438-2464	Mast step to sheer (vertical)	393	390-400
Top of case parallel to baseline	✓		Mast hole in the deck	✓	Max 256x76
Aft edge of slot perpendicular to baseline	✓		Length of foredeck	✓	Min 1842
Keel to top of daggerboard case	312	310-313	Length of aft deck	✓	Min 457
Length of daggerboard slot	540	Max 546	Sheer strikes	✓	Max 32
Width of daggerboard slot	12	Max 13	Gunwale radius	✓	Max 12
Splashboard	✓	Min 51 x 610			

Measurer **GIORGIO BREZILCH**  


Stamp nr. 