

31565

SNIFE CLASS RACING ASSOCIATION

MEASUREMENT DATA SHEET FOR CERTIFIED BOATS

Revised February 2019

This page to be used for all boats. *For measurements in Italic refer to the Class Rules*

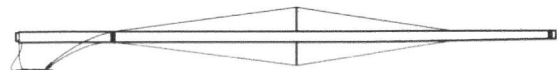
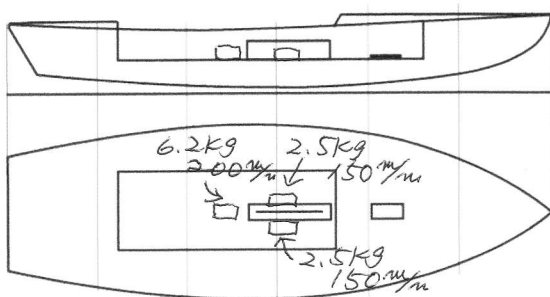
| | | | |
|-------------|---------------------|---------------------|-----------------------|
| HULL NUMBER | 31565 | BUILDER | Tsujiido Kako Co. Ltd |
| MODEL | Tsujiido | YEAR OF MANUFACTURE | 2019 |
| OWNER | Doshisha University | COUNTRY | Japan |

| | | | | | |
|----------------------|-------------------------------------|------------|-------------------------------------|----------------------------------|--------------------------|
| BARE HULL | <input type="checkbox"/> | COMPLETE | <input checked="" type="checkbox"/> | INCOMPLETE | <input type="checkbox"/> |
| HULL MATERIAL: WOOD | <input type="checkbox"/> | FIBERGLASS | <input checked="" type="checkbox"/> | make note of | |
| DECK MATERIAL: WOOD | <input type="checkbox"/> | FIBERGLASS | <input checked="" type="checkbox"/> | incomplete items | |
| FROM CERTIFIED MOULD | <input checked="" type="checkbox"/> | | | filling the cells with NO | |

| | | | |
|--|-------------------------------------|--------------------------------------|-------------------------------------|
| HULL WEIGHT (min 125kg) | 130 | MAST LENGTH (Rules C.9.2, F.3.4) | 6499 |
| TOTAL WEIGHT (min 172.8kg) | 172.8 | Limiting marks & pin | <input checked="" type="checkbox"/> |
| CORRECTOR WEIGHTS (max 15kg) | 11.2 | Corrector weights (max 100gr) | 0 |
| MOI | 27.6 | BOOM LENGTH (max 2642mm) | 2642 |
| Spring set # | OK | Limiting marks & pin | <input checked="" type="checkbox"/> |
| JIB FITTING | <input checked="" type="checkbox"/> | POLE LENGTH (max 2642mm) | 2620 |
| (279-300mm hor. From Hull Datum Point) | | RUDDER DIMENSIONS | <input checked="" type="checkbox"/> |
| max 45mm vert. above sheerline) | | Weight (min. 2.72kg) | 2.72 |
| SHROUDS (1778-1981mm from HDP) | 1778 | Corrector weights (Rule C.8.5) | 0 |
| MAST HOLE (min 1494-mm from HDP) | 1495 | Parallel to transom (tolerance 2mm) | <input checked="" type="checkbox"/> |
| UPPER GUDGEON (Rule D.2.3) | 410 | DAGGERBOARD DIMENSIONS | <input checked="" type="checkbox"/> |
| LOWER GUDGEON (Rule D.2.3) | 155 | Band | <input checked="" type="checkbox"/> |
| GUDGEONS DIAMETER (Rule D.2.3) | 8 | Safety line (max 610mm long) | <input checked="" type="checkbox"/> |
| | | Restraining system (hooks or tablet) | <input checked="" type="checkbox"/> |

Insert the **actual** measurement in the cells marked as

Mark corrector weights position and amount below. Data to be copied on the Official Snipe Label



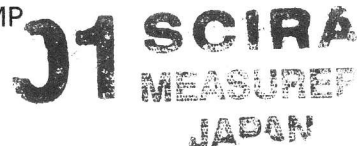
Mast: Sidewinder
BOOM: SPS.

DATE MEASURED 22. Apr. 2019

MEASURER'S STAMP

MEASURER'S NAME NOBUHIKO KUDARA

NOTES:



SCIRA Measurement Data Sheet

To be used with the 80/20 true baseline measurement frame

For boats built from January 1st, 2018. For older boats use the MDS in force in the year of manufacturing

Owner Doshisha University Date 22 Apr 2019

Hull 31565 Builder Tsuji dokako Co Ltd Material FRP

NEW MOULD: FIRST OR OF 5 CERTIFICATION RENEW Y/N

DO NOT COMPLETE IF FROM A CERTIFIED MOULD

| Chine | | | | | | |
|---------|-----------|------|-------|-----------------|--------|-----------------|
| | Height | | | | Width | |
| Station | Starboard | Port | Total | Allowable Range | Actual | Allowable Range |
| 1 | | | | 838-864 | | 527-540 |
| 2 | | | | 724-749 | | 991-1003 |
| 3 | | | | 673-699 | | 1232-1245 |
| 4 | | | | 680-705 | | 1270-1283 |
| 5 | | | | 762-787 | | 1137-1149 |
| Transom | | | | 902-927 | | 952-965 |

| Sheer | | | | | | |
|---------|-----------|------|-------|-----------------|--------|-----------------|
| | Height | | | | Width | |
| Station | Starboard | Port | Total | Allowable Range | Actual | Allowable Range |
| 1 | | | | 1499-1549 | | 895-921 |
| 2 | | | | 1391-1441 | | 1346-1372 |
| 3 | | | | 1333-1384 | | 1511-1537 |
| 4 | | | | 1321-1372 | | 1473-1499 |
| 5 | | | | 1321-1372 | | 1270-1295 |
| Transom | | | | 1384-1435 | | 1022-1048 |

| Keel | | | | |
|-------------|--------|-----------------|--------|-----------------|
| Station | Height | | Width | |
| | Actual | Allowable Range | Actual | Allowable Range |
| 400mm | | 223-235 | | |
| 1 | | 162 | | Min 51 |
| 2 | | 89-101 | | 99-105 |
| 3 | | 51-63 | | 99-105 |
| 4 | | 58-70 | | 99-105 |
| 5 | | 114 | | 99-105 |
| Transom | | 166-178 | | 99-105 |

| Stem Offset | | |
|--------------------|---------------------------------|--------|
| up from baseline | back from HDP | Actual |
| 267 | 267-279 | |
| 305 | 194-206 | |
| 337 | 153-165 | |
| 381 | 108-120 | |
| 457 | 54-66 | |
| 527 | 26-38 | |
| 311 to 387 | intersection of chine extension | |

| Miscellaneous | | | | | |
|---------------------------|--------|-----------------|-------------------------------|--------|-----------------|
| Measurement | Actual | Allowable Range | Measurement | Actual | Allowable Range |
| LOA | | 4711-4737 | Chine radius at st. 1 | | Max 19 |
| Horizontal transom offset | | 203-229 | Chine radius st. 2 to transom | | Max 3 |
| Hull Datum Point height | | 683-708 | Deck height | | Max 127 |
| Bow radius | | Max 25 | | | |

| Topside Measurements | | | | | |
|--|--------|-----------------|-------------------------------|--------|-----------------|
| Measurement | Actual | Allowable Range | Measurement | Actual | Allowable Range |
| Aft end of dagg. slot from Hull datum point | | 2438-2464 | Mast step to sheer (vertical) | | 390-400 |
| Top of case parallel to baseline | | tolerance 2 | Mast hole in the deck | | Max 256x76 |
| Aft edge of slot perpendicular to baseline | | tolerance 2 | Length of foredeck | | Min 1842 |
| Forward edge of slot perpendicular to baseline | | tolerance 6 | Length of aft deck | | Min 457 |
| Keel to top of daggerboard case | | 310-313 | Sheer strikes | | Max 32 |
| Length of daggerboard slot | | Max 546 | Gunwale radius | | Max 12 |
| Width of daggerboard slot | | Max 13 | Splashboard | | Min 51 x 610 |

Measurer *NOBUHIKO KUDARA*

Stamp nr **31 SCIRA MEASUREP JAPAN**