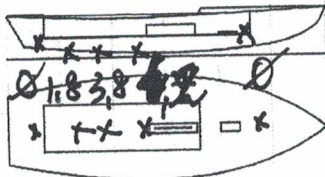




Snipe Class International Racing Association
Class Measurement Certificate

Bill Number 31587 Year of Manufacturer 2019
 Builder DB MARINE Model DBR 1
 Weight 132.8
 Corrector weights 98
 Boat builder SIDEWINDER
 Corrector weights 0
 OI value 726.4

Mark corrector weights here



Owner DB MARINE
 Country ITALY
 Measurer/s GIORGIO BREZZI SCIRA stamp # ITALY
 Date of measurement 5.7.2019

This certificate is not valid until signed and stamped by the N.S. This certificate indicates that the boat has a registered MDS on file in the SCIRA office.

National Secretary signature _____
 I hereby agree to all SCIRA rules and bylaws. I agree to notify a SCIRA measurer if any equipment is modified, replaced and/or transferred to proceed to a new measurement. SCIRA reserves the right to measure this boat and any equipment at any time.

Owner signature _____
 Date _____

**THIS CERTIFICATE REMAINS WITH THE OWNER OF THIS SNIPE.
 IT CAN BE REPLACED BY REMEASUREMENT**

SNIFE CLASS RACING ASSOCIATION

MEASUREMENT DATA SHEET FOR CERTIFIED BOATS

Revised February 2019

This page to be used for all boats. *For measurements in Italic refer to the Class Rules*

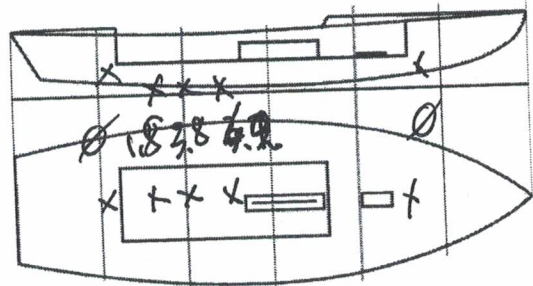
HULL NUMBER	31587	BUILDER	DB MARINE SAS
MODEL	DB-R1	YEAR OF MANUFACTURE	2019
OWNER	DB MARINE	COUNTRY	ITALY

BARE HULL	<input type="checkbox"/>	COMPLETE	<input checked="" type="checkbox"/>	INCOMPLETE	<input type="checkbox"/>
HULL MATERIAL: WOOD	<input type="checkbox"/>	FIBERGLASS	<input checked="" type="checkbox"/>	make note of	
DECK MATERIAL: WOOD	<input type="checkbox"/>	FIBERGLASS	<input checked="" type="checkbox"/>	incomplete items	
FROM CERTIFIED MOULD	<input checked="" type="checkbox"/>			filling the cells with NO	

HULL WEIGHT (min 125kg)	<input checked="" type="checkbox"/>	MAST LENGTH (Rules C.9.2, F.3.4)	<input checked="" type="checkbox"/>
TOTAL WEIGHT (min 172.8kg)	172.8	Limiting marks & pin	<input checked="" type="checkbox"/>
CORRECTOR WEIGHTS (max 15kg)	9.8	Corrector weights (max 100gr)	<input checked="" type="checkbox"/>
MOI	52.38	BOOM LENGTH (max 2642mm)	<input checked="" type="checkbox"/>
Spring set #	126	Limiting marks & pin	<input checked="" type="checkbox"/>
JIB FITTING	280	POLE LENGTH (max 2642mm)	<input checked="" type="checkbox"/>
(279-300mm hor. From Hull Datum Point)		RUDDER DIMENSIONS	
max 45mm vert. above sheerline)		Weight (min. 2.72kg)	3.0
SHROUDS (1778-1981mm from HDP)	1783	Corrector weights (Rule C.8.5)	<input checked="" type="checkbox"/>
MAST HOLE (min 1494-mm from HDP)	+79	Parallel to transom (tolerance 2mm)	<input checked="" type="checkbox"/>
UPPER GUDGEON (Rule D.2.3)	413	DAGGERBOARD DIMENSIONS	<input checked="" type="checkbox"/>
LOWER GUDGEON (Rule D.2.3)	158	Band	<input checked="" type="checkbox"/>
GUDGEONS DIAMETER (Rule D.2.3)	82	Safety line (max 610mm long)	60
		Restraining system (hooks or tablet)	<input checked="" type="checkbox"/>

52.38
52.31
52.3

Insert the **actual** measurement in the cells marked as
 Mark corrector weights position and amount below. Data to be copied on the Official Snipe Label



DATE MEASURED 05.07.2019 MEASURER'S STAMP

MEASURER'S NAME GIORGIO BREZICH

NOTES:



SCIRA Measurement Data Sheet

To be used with the 80/20 true baseline measurement frame

For boats built from January 1st, 2018. For older boats use the MDS in force in the year of manufacturing

Owner DB MARINE Date 05.07.2019
 Hull 31587 Builder DB MARINE Material FG

NEW MOULD: FIRST OR OF 5 CERTIFICATION RENEW Y/N
 DO NOT COMPLETE IF FROM A CERTIFIED MOULD

Chine						
Station	Height			Width		
	Starboard	Port	Total	Allowable Range	Actual	Allowable Range
1				838-864		527-540
2				724-749		991-1003
3				673-699		1232-1245
4				680-705		1270-1283
5				762-787		1137-1149
Transom				902-927		952-965

Sheer						
Station	Height			Width		
	Starboard	Port	Total	Allowable Range	Actual	Allowable Range
1				1499-1549		895-921
2				1391-1441		1346-1372
3				1333-1384		1511-1537
4				1321-1372		1473-1499
5				1321-1372		1270-1295
Transom				1384-1435		1022-1048

31587

Keel				
Station	Height		Width	
	Actual	Allowable Range	Actual	Allowable Range
400mm		223-235		
1		162		Min 51
2		89-101		99-105
3		51-63		99-105
4		58-70		99-105
5		114		99-105
Transom		166-168		99-105

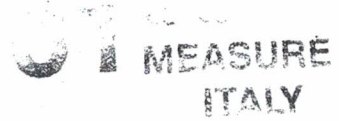
Stem Offset		
up from baseline	back from HDP	Actual
267	267-279	
305	194-206	
337	153-165	
381	108-120	
457	54-66	
527	26-38	
311 to 387	intersection of chine extension	

Miscellaneous					
Measurement	Actual	Allowable Range	Measurement	Actual	Allowable Range
LOA		4711-4737	Chine radius at st. 1		Max 19
Horizontal transom offset		203-229	Chine radius st. 2 to transom		Max 3
Hull Datum Point height		683-708	Deck height		Max 127
Bow radius		Max 25			

Topside Measurements					
Measurement	Actual	Allowable Range	Measurement	Actual	Allowable Range
Aft end of dagg. slot from Hull datum point		2438-2464	Mast step to sheer (vertical)	396	390-400
Top of case parallel to baseline		tolerance 2	Mast hole in the deck		Max 256x76
Aft edge of slot perpendicular to baseline		tolerance 2	Length of foredeck		Min 1842
Forward edge of slot perpendicular to baseline		tolerance 6	Length of aft deck		Min 457
Keel to top of daggerboard case	312	310-313	Sheer strikes		Max 32
Length of daggerboard slot		Max 546	Gunwale radius		Max 12
Width of daggerboard slot		Max 13	Splashboard		Min 51 x 610

Measurer
GIORGIO BREZICH

Stamp nr.



Snipe Class International Racing Association

[Handwritten signature]