



Class Measurement Certificate

Hull Number 31841

Year of Manufacturer 2023

Builder DB MARINE Model DB-R1

Weight 172,80 kgs

Mark corrector weights here

Corrector weights 8,40 kgs

Mast builder SEDEWINDER

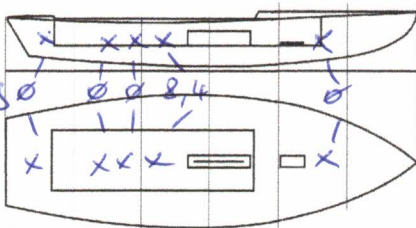
Corrector weights ∅

MOI value 275,94

Owner DB MARINE

Country ITALY

Measurer/s STEFANO LONGHI SCIRA stamp # 04



This certificate is not valid until signed and stamped by the NS. This certificate indicates that the boat has a registered MDS on file in the SCIRA office.

Date of measurement 01/08/2023

National Secretary signature _____

I hereby agree to all SCIRA Rules and Bylaws. I agree to notify a SCIRA measurer if any equipment is modified, replaced and/or transferred to proceed to a new measurement. SCIRA reserves the right to measure this

SNIFE CLASS RACING ASSOCIATION

MEASUREMENT DATA SHEET FOR CERTIFIED BOATS

Revised February 2019

This page to be used for all boats. *For measurements in Italic refer to the Class Rules*

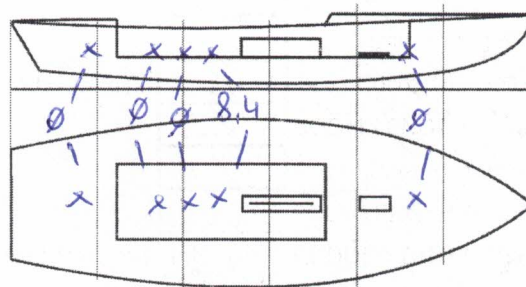
HULL NUMBER	31841	BUILDER	DB MARINE
MODEL	DB-R1	YEAR OF MANUFACTURE	2023
OWNER	DB MARINE	COUNTRY	ITALY

BARE HULL	<input type="checkbox"/>	COMPLETE	<input checked="" type="checkbox"/>	INCOMPLETE	<input type="checkbox"/>
HULL MATERIAL: WOOD	<input type="checkbox"/>	FIBERGLASS	<input checked="" type="checkbox"/>	make note of	
DECK MATERIAL: WOOD	<input type="checkbox"/>	FIBERGLASS	<input checked="" type="checkbox"/>	incomplete items	
FROM CERTIFIED MOULD	<input checked="" type="checkbox"/>			filling the cells with NO	


HULL WEIGHT (min 125kg)	128,90	MAST LENGTH (Rules C.9.2, F.3.4)	6499
TOTAL WEIGHT (min 172.8kg)	172,80	Limiting marks & pin	✓
CORRECTOR WEIGHTS (max 15kg)	8,40	Corrector weights (max 100gr)	NO
MOI	275,94	BOOM LENGTH (max 2642mm)	2630
Spring set #	126	Limiting marks & pin	✓
JIB FITTING	280	POLE LENGTH (max 2642mm)	2641
(279-300mm hor. From Hull Datum Point)		RUDDER DIMENSIONS	OK
max 45mm vert. above sheerline)		Weight (min. 2.72kg)	3,20
SHROUDS (1778-1981mm from HDP)	1784	Corrector weights (Rule C.8.5)	NO
MAST HOLE (min 1494-mm from HDP)		Parallel to transom (tolerance 2mm)	✓
UPPER GUDGEON (Rule D.2.3)		DAGGERBOARD DIMENSIONS	✓
LOWER GUDGEON (Rule D.2.3)		Band	✓
GUDGEONS DIAMETER (Rule D.2.3)		Safety line (max 610mm long)	✓
		Restraining system (hooks or tablet)	✓

Insert the **actual** measurement in the cells marked as

Mark corrector weights position and amount below. Data to be copied on the Official Snipe Label



DATE MEASURED 01/08/2023 MEASURER'S STAMP



MEASURER'S NAME STEFANO LONGHI

NOTES:

SCIRA Measurement Data Sheet

To be used with the 80/20 true baseline measurement frame

For boats built from January 1st, 2018. For older boats use the MDS in force in the year of manufacturing

Owner DB MARINE Date 01/08/2023

Hull 31841 Builder DB MARINE Material FIBERGLASS

NEW MOULD: FIRST OR OF 5 CERTIFICATION RENEW Y/N

DO NOT COMPLETE IF FROM A CERTIFIED MOULD

Chine						
	Height				Width	
Station	Starboard	Port	Total	Allowable Range	Actual	Allowable Range
1				838-864		527-540
2				724-749		991-1003
3				673-699		1232-1245
4				680-705		1270-1283
5				762-787		1137-1149
Transom				902-927		952-965

Sheer						
	Height				Width	
Station	Starboard	Port	Total	Allowable Range	Actual	Allowable Range
1				1499-1549		895-921
2				1391-1441		1346-1372
3				1333-1384		1511-1537
4				1321-1372		1473-1499
5				1321-1372		1270-1295
Transom				1384-1435		1022-1048

MEASURER: STEFANO LONGHI

Snipe Class International Racing Association



Keel				
Station	Height		Width	
	Actual	Allowable Range	Actual	Allowable Range
400mm		223-235		
1		162		Min 51
2		89-101		99-105
3		51-63		99-105
4		58-70		99-105
5		114		99-105
Transom		166-168		99-105

Stem Offset		
up from baseline	back from HDP	Actual
267	267-279	
305	194-206	
337	153-165	
381	108-120	
457	54-66	
527	26-38	
311 to 387	intersection of chine extension	

Miscellaneous					
Measurement	Actual	Allowable Range	Measurement	Actual	Allowable Range
LOA		4711-4737	Chine radius at st. 1		Max 19
Horizontal transom offset		203-229	Chine radius st. 2 to transom		Max 3
Hull Datum Point height		683-708	Deck height		Max 127
Bow radius		Max 25			

Topside Measurements					
Measurement	Actual	Allowable Range	Measurement	Actual	Allowable Range
Aft end of dagg. slot from Hull datum point		2438-2464	Mast step to sheer (vertical)	394	390-400
Top of case parallel to baseline		tolerance 2	Mast hole in the deck	170x60	Max256x76
Aft edge of slot perpendicular to baseline		tolerance 2	Length of foredeck	✓	Min 1842
Forward edge of slot perpendicular to baseline		tolerance 6	Length of aft deck	✓	Min 457
Keel to top of daggerboard case	312	310-313	Sheer strikes	✓	Max 32
Length of daggerboard slot	525	Max 546	Gunwale radius	✓	Max 12
Width of daggerboard slot	12	Max 13	Splashboard	✓	Min 51 x 610

Measurer **STEFANO LONGHI**

Stamp nr. **04 SCIRA**
MEASURER
ITALY