



Snipe Class International Racing Association

Class Measurement Certificate

Hull Number 32049
Year of Manufacturer 2025

Builder NAS GROUP SRL Model DB-R1

Weight 172,90

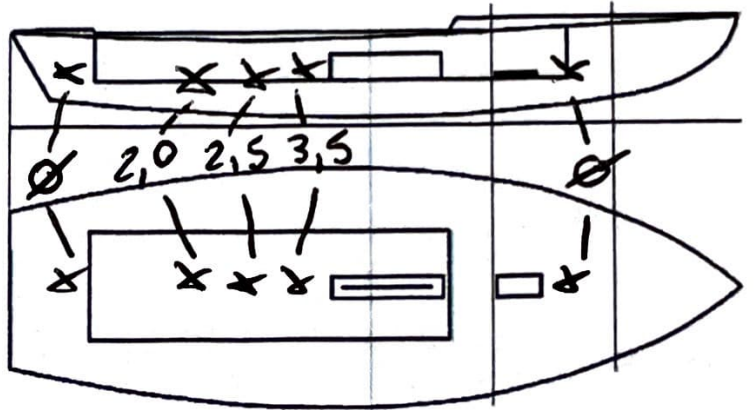
Mark corrector weights here

Corrector weights 8,0

Mast builder PMB

Corrector weights 0

MOI value 281,14



Owner ERNESTO RODRIGUEZ

Country USA

Measurer/s MICHAEL ENRICO SCIRA stamp # 10

This certificate is not valid until signed and stamped by the measurer.
This certificate indicates that the boat has a registered MDS on file in the SCIRA office.

Date of measurement 01/09/2025

National Secretary signature _____

I hereby agree to all SCIRA Rules and Bylaws. I agree to notify a SCIRA measurer if any equipment is modified, replaced and/or transferred to proceed to a new measurement. SCIRA reserves the right to measure this boat and any equipment at any time.

Owner signature _____

Date _____

**THIS CERTIFICATE REMAINS WITH THE OWNER OF THIS SNIPE.
IT CAN BE REPLACED BY REMEASUREMENT**

10 SCIRA
MEASURER
ITALY

SNIFE CLASS RACING ASSOCIATION

MEASUREMENT DATA SHEET FOR CERTIFIED BOATS

Revised February 2019

This page to be used for all boats. *For measurements in Italic refer to the Class Rules*

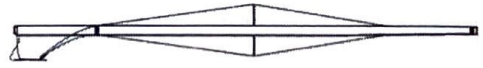
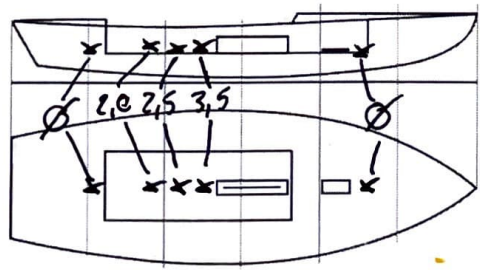
HULL NUMBER	32049	BUILDER	MAS GROUP SRL
MODEL	DB-R1	YEAR OF MANUFACTURE	2025
OWNER	ERNESTO ROBRIGUEZ	COUNTRY	USA

BARE HULL	<input type="checkbox"/>	COMPLETE	<input checked="" type="checkbox"/>	INCOMPLETE	<input type="checkbox"/>
HULL MATERIAL: WOOD	<input type="checkbox"/>	FIBERGLASS	<input checked="" type="checkbox"/>	make note of	
DECK MATERIAL: WOOD	<input type="checkbox"/>	FIBERGLASS	<input checked="" type="checkbox"/>	incomplete items	
				filling the cells with NO	
FROM CERTIFIED MOULD	<input checked="" type="checkbox"/>				

HULL WEIGHT (min 125kg)	128,40	MAST LENGTH (Rules C.9.2, F.3.4)	6499	<i>SW Good</i>
TOTAL WEIGHT (min 172.8kg)	172,90	Limiting marks & pin	<input checked="" type="checkbox"/>	
CORRECTOR WEIGHTS (max 15kg)	8,0	Corrector weights (max 100gr)	<input checked="" type="checkbox"/>	
MOI	271,14	BOOM LENGTH (max 2642mm)	2627	
Spring set #	126	Limiting marks & pin	<input checked="" type="checkbox"/>	
JIB FITTING	280	POLE LENGTH (max 2642mm)	2637	
(279-330mm hor. From Hull Datum Point)		RUDDER DIMENSIONS	<input checked="" type="checkbox"/>	
max 45mm vert. above sheerline)		Weight (min. 2.72kg)	3,30	
SHROUDS (1778-1981mm from HDP)	1781	Corrector weights (Rule C.8.5)	NO	
<i>+7mm</i> MAST HOLE (min 1494-mm from HDP)	1494	Parallel to transom (tolerance 2mm)	<input checked="" type="checkbox"/>	
UPPER GUDGEON (Rule D.2.3)	411	DAGGERBOARD DIMENSIONS	<input checked="" type="checkbox"/>	
LOWER GUDGEON (Rule D.2.3)	155	Band	<input checked="" type="checkbox"/>	
GUDGEONS DIAMETER (Rule D.2.3)	8mm	Safety line (max 610mm long)	<input checked="" type="checkbox"/>	
		Restraining system (hooks or tablet)	<input checked="" type="checkbox"/>	

Insert the **actual** measurement in the cells marked as

Mark corrector weights position and amount below. Data to be copied on the Official Snipe Label



DATE MEASURED 01/09/25 MEASURER'S STAMP

MEASURER'S NAME MICHAEL ENRICO

NOTES:



SCIRA Measurement Data Sheet

To be used with the 80/20 true baseline measurement frame

For boats built from January 1st, 2018. For older boats use the MDS in force in the year of manufacturing

Owner ERNESTO RODRIGUEZ Date 01/09/25

Hull 32049 Builder MAS GROUP SRL Material FIBERGLASS

NEW MOULD: FIRST OR OF 5 CERTIFICATION RENEW Y/N

DO NOT COMPLETE IF FROM A CERTIFIED MOULD

Chine						
	Height				Width	
Station	Starboard	Port	Total	Allowable Range	Actual	Allowable Range
1				838-864		527-540
2				724-749		991-1003
3				673-699		1232-1245
4				680-705		1270-1283
5				762-787		1137-1149
Transom				902-927		952-965

Sheer						
	Height				Width	
Station	Starboard	Port	Total	Allowable Range	Actual	Allowable Range
1				1499-1549		895-921
2				1391-1441		1346-1372
3				1333-1384		1511-1537
4				1321-1372		1473-1499
5				1321-1372		1270-1295
Transom				1384-1435		1022-1048

MEASURER: ENRICO MICHEL

Snipe Class International Racing Association
10 SCIRA
MEASURER
ITALY

Keel				
Station	Height		Width	
	Actual	Allowable Range	Actual	Allowable Range
400mm		223-235		
1		162		Min 51
2		89-101		99-105
3		51-63		99-105
4		58-70		99-105
5		114		99-105
Transom		166-178		99-105

Stem Offset		
up from baseline	back from HDP	Actual
267	267-279	
305	194-206	
337	153-165	
381	108-120	
457	54-66	
527	26-38	
311 to 387	intersection of chine extension	

Miscellaneous					
Measurement	Actual	Allowable Range	Measurement	Actual	Allowable Range
LOA		4711-4737	Chine radius at st. 1		Max 19
Horizontal transom offset		203-229	Chine radius st. 2 to transom		Max 3
Hull Datum Point height		683-708	Deck height		Max 127
Bow radius		Max 25	Cockpit width		Max 1016

Topside Measurements					
Measurement	Actual	Allowable Range	Measurement	Actual	Allowable Range
Aft end of dagg. slot from Hull datum point		2438-2464	Heel point to sheer (vertical)	398	390-400
Top of case parallel to baseline		tolerance 2	Mast hole in the deck	170x60	Max 256x76
Aft edge of slot perpendicular to baseline		tolerance 2	Length of foredeck	✓	Min 1842
Forward edge of slot perpendicular to baseline		tolerance 6	Length of aft deck	✓	Min 457
Keel to top of daggerboard case	313	310-313	Sheer strikes	✓	Max 32
Length of daggerboard slot	520	Max 546	Gunwale radius		Max 12
Width of daggerboard slot	12	Max 13	Splashboard	✓	Min 51 x 610

Measurer
MICHEL RINDICO

Stamp nr.
10 SCIRA
Snipe Class International Association
MEASURER
ITALY